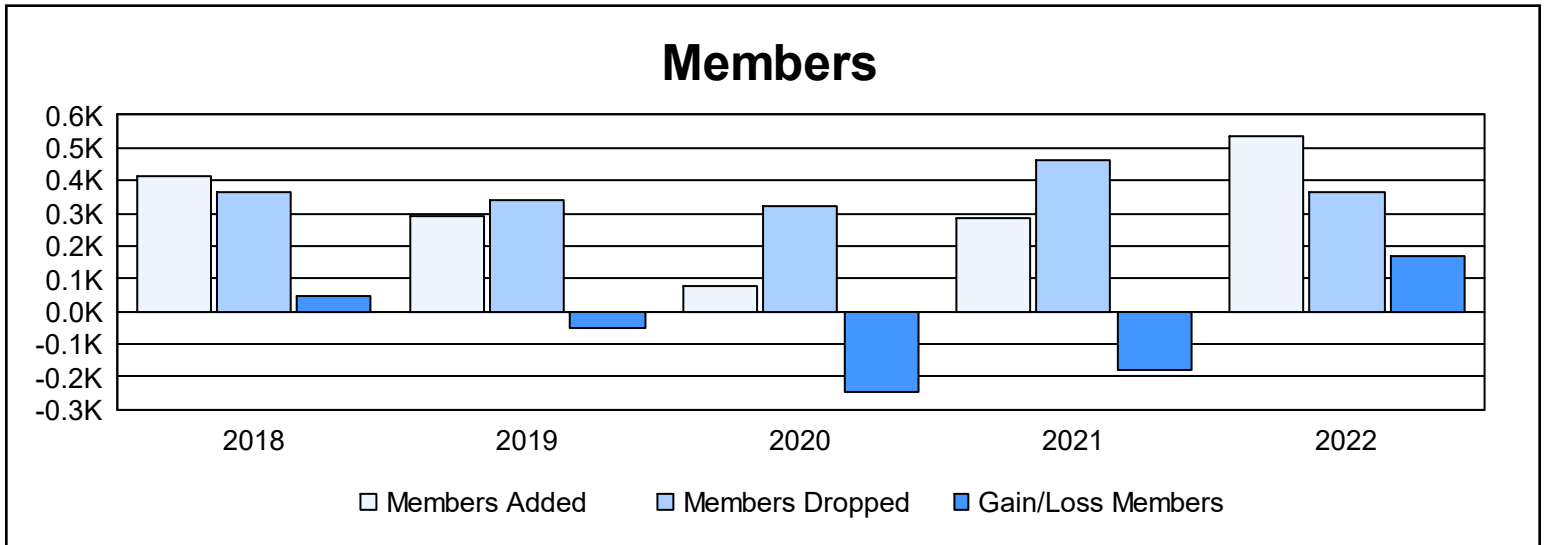
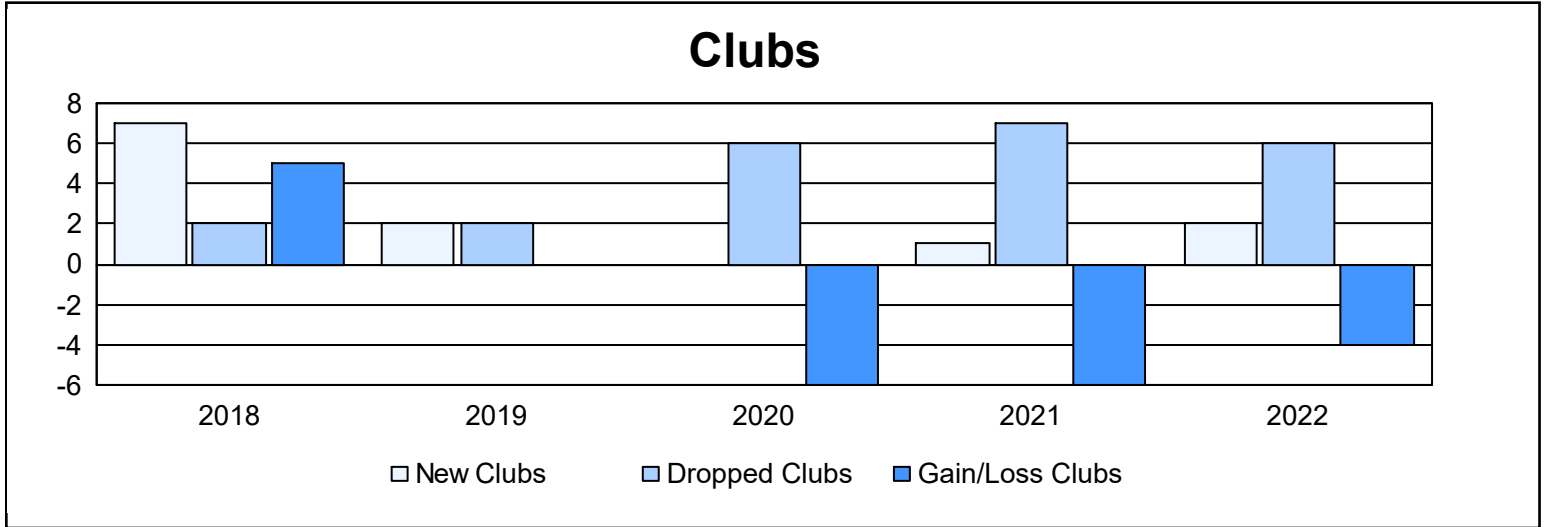
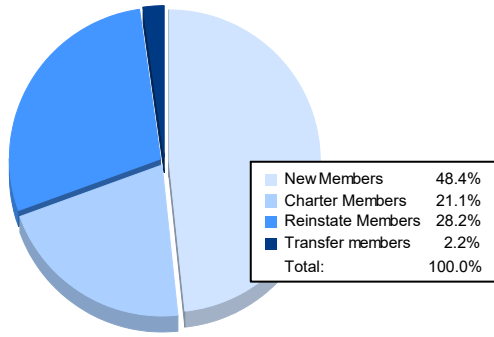


Year	New Clubs	Dropped Clubs	Gain/ Loss Clubs	New Members	Charter Members	Reinstate Members	Transfer Members	Total Member Added	Total Members Dropped	Gain/ Loss Members
2017-2018	7	2	5	229	156	23	3	411	367	44
2018-2019	2	2	0	193	50	42	6	291	340	-49
2019-2020	0	6	-6	52	7	9	8	76	320	-244
2020-2021	1	7	-6	115	77	81	11	284	460	-176
2021-2022	2	6	-4	259	113	151	12	535	364	171
<b>Average</b>	<b>2</b>	<b>5</b>	<b>-2</b>	<b>170</b>	<b>81</b>	<b>61</b>	<b>8</b>	<b>319</b>	<b>370</b>	<b>-51</b>



### Membership Composition June 2022 Cumulative



### Gender Composition June 2022 Cumulative

